

DURASTRIPE™

- a flexible aisle striping and marking system



Member of SP Group A/S

ERGOMAT

DURASTRIPE™



Safety

The European Communities Council Directive of 30 November 1989 (31989L0654) concerning the minimum safety and health requirements for the workplace (first individual directive within the meaning of Article 16 (1) of Directive (89/391/ECC) (89/654/EEC) lays down minimum requirements of safety and health at the workplace (Article 1).

According to this directive;

- Specific emergency routes and exits must be indicated by signs and such signs must be placed at appropriate points and be made to last (4.5).
- Routes used for pedestrian traffic and/or goods traffic must be dimensioned in accordance with the number of potential users and the type of undertaking. If means of transport are used on traffic routes, a sufficient safety clearance must be provided for pedestrians (12.2).
- Sufficient clearance must be allowed between vehicle traffic routes and doors, gates, passages for pedestrians, corridors and staircases (12.3).
- Where the use and equipment of rooms so requires for the protection of workers, traffic routes must be clearly identified (12.4).
- If the workplaces contain danger areas in which, owing to the nature of the work, there is a risk of the worker or objects falling, the places must be equipped, as far as possible, with devices preventing unauthorized workers from entering those areas.
Appropriate measures must be taken to protect workers authorized to enter danger areas.
Danger areas must be clearly indicated (12.5).

The flexible DuraStripe™ system – aisle striping and marking system – can provide you with a solution to the minimum safety and health requirements for the workplace.

Definition "Workplace"

"Workplace" means the place intended to house workstations on the premises of the undertaking and/or establishment and any other place within the area of the undertaking and/or establishment to which the worker has access in the course of his employment (Article 2).



DuraStripe™ Multiflex

DuraStripe™ Multiflex is the flexible and durable striping and marking system that is applied like tape and surpasses any other commonly used system.

DuraStripe™ Multiflex is for use in dry, wet and/or sub-freezing environments at temperatures from -40°C up to $+40^{\circ}\text{C}$.

The tape consists of a PVC foil with acrylic adhesive. The tape is very flexible and has a smooth surface, making it easy to clean.

DuraStripe™ Multiflex is available in rolls of 30 meters and in 7 bright colours and 3 widths.



DuraStripe™ Signs

A growing collection of signs and shapes is available within the DuraStripe™ range.


Easy peel-and-stick application requires no down time or drying time.



Letters and numbers for spelling words, numbering etc.

Perfect for marking up logistic areas in e.g. warehouses where pallets, goods, trucks etc. are to be placed. Effective for production facilities where layouts are often modified and changed working zones must be marked with colouring on the floor.

Circles, feet, arrows, corners etc. for indication of direction or danger areas or for roundings and repairs.

According to the ECC Directive: danger areas must be clearly marked, traffic routes must be clearly identified, and emergency routes and exits must be marked with signs placed at appropriate points.






Signs	Size
DuraStripe™ small Arrow	10x7x7 cm
DuraStripe™ large Arrow	9,5x15x15 cm
DuraStripe™ small Foot	5 x 14,5 cm
DuraStripe™ large Foot	8x23 cm
DuraStripe™ Corner	5/5x10 cm
DuraStripe™ 2-sided Corner	5/5x15 cm
DuraStripe™ small Circle	ø: 5 cm
DuraStripe™ medium Circle	ø: 7,5 cm
DuraStripe™ large Circle	ø: 10 cm
DuraStripe™ Letter (A-Z)	h: 9,5 cm
DuraStripe™ small Number (0-9)	h: 9,5 cm
DuraStripe™ large Number (0-9)	h: 16 cm

Advantages of the flexible DuraStripe™ system

- Quick and easy installation
- Peel-and-stick application
- Elimination of the down time associated with stripe painting
- Scuff resistant material that requires little or no maintenance
- Easy removal in case of reconfiguration
- 2 year warranty





DuraStripe™ Installation

Installation is very easy with either the DuraStripe™ Applicator or by hand.

It is very important that the surface which is to be striped is carefully washed in order to remove/eliminate dust, dirt and oil residue! - Sometimes it might be necessary to degrease the surface as well.

The surface must be dry before installation. It is recommended to use a powerful soap solvent. Subsequently rinse with clean warm water and wipe with a moist cloth. Best installation results are obtained if the newly cleaned floor is not too cold.

Due to difference in the variety of floors/floorings, it is highly recommended to test the stick ability of the tape on a small area before extensive application.


Please be extra aware of fact that by dismounting the tape on painted and porous floorings the floor may be damaged.
- Application on defective floorings is not recommended.

DuraStripe™ Applicator

With the DuraStripe™ Applicator installation is very easy and installation time is reduced.

Make sure that chalk cord, knife and tape measure are available before beginning installation to ensure guidance for the liner mounted on the Applicator. This should give a perfect result with straight striping.

Simply place the roll in the Applicator and then “drive” down the aisle.



DuraStripe™ manual installation




Simultaneously release the backing of the tape and apply to the surface with pressure for maximum adhesion.









DuraStripe™ is available in

							
Rolls	RAL 1023	RAL 3020	RAL 9003	RAL 5017	RAL 6032	RAL 2009	RAL 9005
5 cm	*	*	*	*	*	*	*
7,5 cm	*	*	*				
10 cm	*	*	*	*	*	*	*
Signs	*	*	*	*	*	*	*

















	Material	Glue on tape	Thickness
Multiflex	PVC	Acrylic	1,4 mm

DuraStripe™ technical data sheet

-  Highly recommended
-  Variable (test the product in the environment)
-  Not recommended

Adhesion:	Multiflex
Smooth metal (aluminium/iron/steel)	
Epoxy floor with non-skid sand	
Epoxy floor smooth	
Concrete (clean)	
Quarry tiles	
Vinyl floor	
Cold (-10° C) Aluminium	
Moist (Water) Aluminium	
Heat (min. temp.)	- 40° C
Heat (max. temp.)	+ 40° C
Recommended temp. of installation	> 5° C

Resistance:

Weather	
Mineral oils	
Vegetable oils	
Cutting oils/Cooling liquids (containing compounds of esters and amines)	
Alkaline liquids pH: 7 - 9,5	
Alkaline liquids pH: 9,5 - 14	
Acids pH: 2 - 7	
Acids pH: 0 - 2	
Disinfectants	
Alcohol	
Chloride solutions	
Solvents (aromatic/aliphatic)	
Halogenated carbon hydrides	
Phthalates (and related softeners)	
Acetate and aldehyde	
Ketones (acetone)	

Removal of DuraStripe™

If adhesive remains on the floor/surface upon removal, it can best be removed using a solvent. A citro cleaner is recommended for most surfaces.

- Please carefully test the solvent on a small surface area before use!



Warranty

DuraStripe™ is conditionally warranted against failure for two years from the date of purchase.

Warranty does not cover damage caused by items pushed or dragged across the product, such as skips or pallets. Warranty claims are limited to replacement of DuraStripe™.

DURASTRIPE™

a quality product from **ERGOMAT**



The Versatile Flooring Company Ltd.
1 Devonshire Business Centre,
Cranborne Industrial Estate,
Potters Bar, EN6 3JR

T: + 44 (0)1707 800060

F: +44 (0)1707 657 282

info@versatileflooring.co.uk

ERGOMAT

www.ergomat.com